Fulflo

HYDRAULIC BYPASS RELIEF VALVES

the Quiet Ones

CHATTER FREE PERFORMANCE



MADE IN THE USA

V-SERIES

VJ Cast Iron **VB** Brass
VS Steel **VSS** Stainless Steel **VJ-SP** Cast Iron with Steel Parts

DIMENSIONS

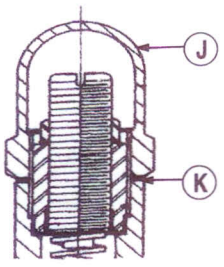

CAP
(GASKET SEAL)

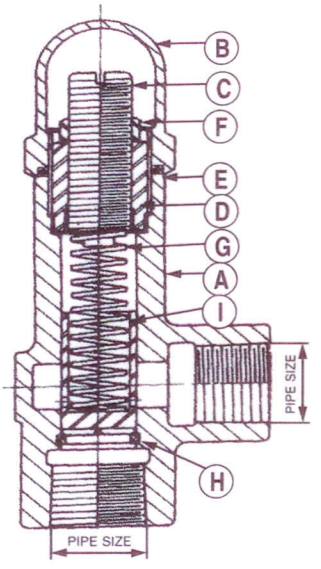

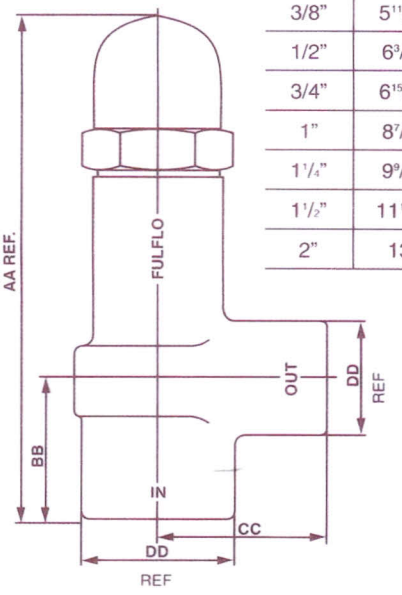

Valve Size	DIMENSIONS IN INCHES			
	AA	BB	CC	DD
3/8"	5 11/32	1 11/32	1 11/32	1 3/8
1/2"	6 3/16	1 11/16	1 7/16	1 7/16
3/4"	6 15/16	1 15/16	1 13/16	1 11/16
1"	8 7/32	2 9/32	2 9/32	2 1/16
1 1/4"	9 9/16	2 9/16	2 9/16	2 1/2
1 1/2"	11 1/16	2 11/16	2 11/16	2 7/8
2"	13	3	3	3 1/4

PARTS LIST

SYM.	NAME	MODEL	VALVE SIZE						
			3/8"	1/2"	3/4"	1"	1 1/4"	1 1/2"	2"
A	BODY	VJ, VJ-SP VB VS VSS	200 200-B 200-S 200-SS	300 300-B 300-S 300-SS	400 400-B 400-S 400-SS	500 500-B 500-S 500-SS	600 600-B 600-S 600-SS	700 700-B 700-S 700-SS	800 800-B 800-S 800-SS
B	CAP (O-RING SEAL)	VJ, VJ-SP VB VS VSS	201-SR 201-BR 201-SR 201-SSR	301-SR 301-BR 301-SR 301-SSR	401-R 401-BR 401-SR 401-SSR	501-R 501-BR 501-SR 501-SSR	601-R 601-BR 601-SR 601-SSR	701-R 701-BR 701-SR 701-SSR	801-R 801-BR 801-SR 801-SSR
C	ADJUSTING SCREW	VJ, VB VS, VJ-SP VSS	202-B 202-S 202-SS	302-B 302-S 302-SS	402-B 402-S 402-SS	502-B 502-S 502-SS	602-B 602-S 602-SS	702-B 702-S 702-SS	802-B 802-S 802-SS
D	RETAINER	VJ, VB VS, VJ-SP VSS	203-B 203-S 203-SS	303-B 303-S 303-SS	403-B 403-S 403-SS	503-B 503-S 503-SS	603-B 603-S 603-SS	703-B 703-S 703-SS	803-B 803-S 803-SS
E	O-RING †	VJ, VJ-SP, VB, VS VSS	204-* 204-RT	304-* 304-RT	404-* 404-RT	504-* 504-RT	604-* 604-RT	704-* 704-RT	804-* 804-RT
F	LOCK NUT	VJ, VJ-SP, VS, VB VSS	205-S 205-SS	305-S 305-SS	405-S 405-SS	505-S 505-SS	605-S 605-SS	705-S 705-SS	805-S 805-SS
G	SPRING †	ALL MODELS	207-**	307-**	407-**	507-**	607-**	707-**	807-**
H	STOP RING	VJ, VB VS, VJ-SP VSS	208-B 208-S 208-SS	308-B 308-S 308-SS	408-B 408-S 408-SS	508-B 508-S 508-SS	608-B 608-S 608-SS	708-B 708-S 708-SS	808-B 808-S 808-SS
I	PISTON †	HARDENED STEEL 416 STAINLESS STEEL 303 STAINLESS STEEL	206 206-A 206-SS	306 306-A 306-SS	406 406-A 406-SS	506 506-A 506-SS	606 606-A 606-SS	706 706-A 706-SS	806 806-A 806-SS
J	CAP (GASKET SEAL)	VJ, VJ-SP VB VS	201-S 201-B 201-S	301-S 301-B 301-S	401 401-B 401-S	501 501-B 501-S	601 601-B 601-S	701 701-B 701-S	801 801-B 801-S
K	GASKET †	VJ, VB VS, VJ-SP	204 204-S	304 304-S	404 404-S	504 504-S	604 604-S	704 704-S	804 804-S

* See o-ring selection chart
** See spring pressure chart
† Recommended spare parts

V-SERIES VALVES



Standard with Screw Connections | Standard with Flange Connections | Stainless Steel with Screw Connections | Handwheel with Screw Connections | Handwheel with Flange Connections

APPLICATION

The Fulflo "V" Series range in size from 3/8" through 2" and operate efficiently with liquids of any viscosity at pressures from 2 to 1000 P.S.I. The "V" series valves are available in flange or screw type...cartridge or handwheel in a choice of brass, cast iron, steel and stainless steel.

Widely used in a variety of applications, the "V" series valves are ideally suited in hydraulic and lubricating systems for load regulation and system protection. Special trim or packings are available for use with fire resisting fluids and other liquids of this type. Unusual applications and special requirements should be referred to our engineering staff for recommendation.

INSTALLATION

Fulflo valves can be mounted in any position. A tee may be inserted in the pump discharge line to mount the valve. The correct size of valve should be installed, preferably matching the pump discharge line. Screw the valve into the nipple in the tee, or in the case of the flange style, bolt the valve to the companion flange screwed into the nipple. When the valve is used for frequent bypassing of oil pressure, its outlet should be piped back to the tank. Care must be taken to have the discharge well below the oil level in the tank to prevent air entrainment and erratic operation.

Only if the valve is used as safety or overload relief and operates infrequently may its discharge be piped back into the pump suction line. Frequent or continuous operation under these conditions will cause excessive heating of the oil and possible damage.